

Account Status Window

The client's current situation and recent trading history are given in this set of tabbed windows. One tab shows an overview of all open positions and a list of active orders. A second gives the client account details. The third lists all the trading activity of the current day.



The screenshot shows a window titled "Account Status" with three tabs: "Open Positions & Active Orders" (selected), "Balances", and "Today's Trades". There is a "Liquidate" button with a refresh icon. The "Open Positions" section has a table with columns: ID, Pair, L/S, Amount, Open Price, and Net P&L. The "Active Orders" section has a table with columns: Linked ID, Pair, B/S, Amount, Price, Validity, and Type.

Open Positions						
ID	Pair	L/S	Amount	Open Price	Net P&L	
1	EUR-USD	Long	1 lot of 100 K	1.556200	USD (30.00)	
2	USD-CHF	Long	1 lot of 100 K	1.011800	CHF (50.00)	
Total in USD					(79.44)	

Active Orders						
Linked ID	Pair	B/S	Amount	Price	Validity	Type
2	USD-CHF	Sell	1 lot of 100 K	1.008045	GTC	OCO



Charts

The charting facility gives the client a graphical view of a currency pair's evolution (available in ticks, 1, 5, 10, 15, 30, 60, 240 minutes, 1 day or more view). The number of data from the historical prices set varies relating to the number of updates selected (from 2 days for a ticks display, to 5 years for a weekly one).



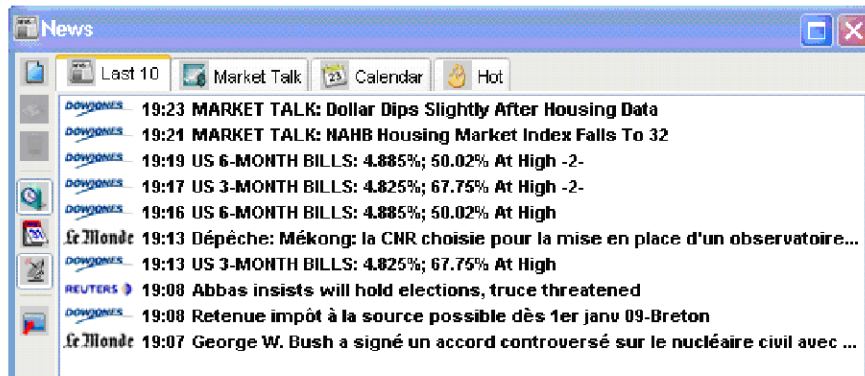
Instruments Window

The complete set of tradable currency pairs is presented in this set of tabbed windows. The client can initiate trades, place orders, open price windows, and activate “Voice Broker” directly from this window.

Instruments							
Pair	Bid	Ask	High	Low	Order		
USD-CHF	1.2216	1.2219	1.2218	1.2210		<input checked="" type="checkbox"/>	<input type="checkbox"/>
USD-JPY	118.14	118.17	118.21	118.15		<input checked="" type="checkbox"/>	<input type="checkbox"/>
USD-CAD	1.1558	1.1572	1.1583	1.1562		<input checked="" type="checkbox"/>	<input type="checkbox"/>
EUR-USD	1.3085	1.3087	1.3098	1.3052	1	<input checked="" type="checkbox"/>	<input type="checkbox"/>
GBP-USD	1.9479	1.9482	1.9539	1.9434		<input checked="" type="checkbox"/>	<input type="checkbox"/>
NZD-USD	0.6902	0.6906	0.6907	0.6889		<input type="checkbox"/>	<input type="checkbox"/>
AUD-USD	0.7798	0.7802	0.7824	0.7800		<input checked="" type="checkbox"/>	<input type="checkbox"/>

News Window

Breaking forex-related news and general news are presented here. This interface is highly configurable and allows the user to choose the information he needs, coming from different news providers, in different languages, etc.



Multiple Accounts Management

The client can have multiple accounts and manage them within one Valbury session. There is no need to launch the system more than once. The client can switch from one account to the others using this drop down list



Account Summary

With a quick glance the client can see the status of his/her account

Used Margin USD	2'000	Available Margin USD	43'193
		Virtual Balance USD	45'193

- The Virtual Balance indicates a real-time evaluation of your account, in your base currency, including P&L of still opened positions.
- The Maximum Margin is equal to your Virtual Balance multiplied by your leverage.
- The Used Margin is a real-time evaluation of the margin currently used by your opened positions. It takes care of matching positions on a per-currency basis. It is technically computed as follows:
 - A per-currency sum of your positions is done (i.e. you're long EUR-USD 1 mio at 1.3500, you have + 1'000'000 EUR, - 1'350'000 USD).
 - Each sum is converted to the base currency of the account.
 - Positive amounts are summed together, and negative amounts are summed together.
 - The Used Margin is equal to the greatest value between the absolute of the sum of the positives and the absolute of the sum of the negatives.
- The Available Margin is equal to the difference between your Maximum Margin and your Used Margin, but at minimum 0.